



















GSR Laser Tools Hire Listing

Rotary Laser and Receiver	
	<p>Pro Shot L4.7 Rotary Laser</p> <p>The Rotary Laser is a proven performer. The reliable choice for the concreting, commercial building and earth moving industries. Use it for levelling and to establish lines with optical vertical bracket. Made in USA.</p>
	<p>Spectra Trimble GL412</p> <p>The automatic, self-levelling Spectra Precision® GL412 single grade laser is the most rugged laser for outdoor work. It does level, grade and vertical alignment. Even in harsh job site conditions, the GL412 delivers consistently reliable and accurate performance, enabling you to work faster and smarter.</p>
Grade Laser and Receiver	
	<p>Pro Shot AS2</p> <p>Horizontal fully automatic self-leveling grade laser with automatic dial-in grade. Just set your desired grade and the AS2 will automatically drive the laser line to that slope. Ideal for grading, excavating, sewer lines and drainage.</p>
	<p>Spectra Trimble GL412</p> <p>The automatic, self-levelling Spectra Precision® GL412 single grade laser is the most rugged laser for outdoor work. It does level, grade, and vertical alignment. Even in harsh job site conditions, the GL412 delivers consistently reliable and accurate performance, enabling you to work faster and smarter.</p>
Laser Receivers	
	<p>MCE360 Laser Receiver</p> <p>Highly visible and adjustable LED display of position of the laser beam. Simply to use and set up. Automatic compensation of errors induced by vibration. Power supply of 12 to 24 V DC allows use on different machines.</p>
	<p>Spectra LR30 Receiver</p> <p>The easy-to-use LR30 features 360-degree laser detection and works with all types of rotating lasers on all types of machinery for fast, no-hassle setup. Designed to be used as a stand-alone display receiver on grading and excavating equipment including dozers, backhoes, excavators, scrapers, skid steers and levelers.</p>
	<p>Spectra Trimble CR600 Magnetic Receiver</p> <p>The CR600 can be used as a hand-held or rod mounted receiver for a wide range of applications, including measuring cut and fill, leveling forms and footers, setting grade and measuring elevation changes. In addition, the CR600 can be used as a machine control mounted receiver for use on a backhoe, small excavator or skid steer loader. An easy to use tool for accurate measurement of elevations across the site.</p>
Pipe Laser	
	<p>Spectra Trimble Pipe Laser DG511</p> <p>Wide automatic self-leveling range available for quick, easy setups regardless of grade. Line Alert feature alerts when the setup line has been disturbed, ideal for working in high-vibration or wet conditions. Ability to raise the beam outside of the trench for fast line setup or checking, eliminating the need to move the excavator off line during setup of the pipe laser. Ideal for installation of gravity flow sanitary and storm sewer pipelines, pipe jacking and tunnel boring.</p>





GSR Laser Tools Hire Listing

Tunnelling / Alignment		
	<p>MCE LD60 adjustable focusing Long Range Laser</p> <p>The 60 Series Lasers allow tunnels to be constructed true where being driven by tunnel boring machine, drill and blast, pipe jack or conventional hand techniques. Range from 15m up to 850m. Fencing Long Range up to 1000m with Machine Receiver. Includes mounting Gimbal with 5/8" female thread.</p> <p>Minimum hire 4 weeks.</p>	
Set out Lasers		
Multiline Laser and Receiver		
	<p>Geo Fennel FL50-Plus Automatic Self-levelling Multiline Laser Level</p> <p>Bear Servo 360HPX Automatic Self-levelling Multiline Laser Level</p> <p>Multi line lasers for indoors and with receiver available for outdoor applications.</p>	
	<p>Geo Fennel FLG40 Green Beam Cross Laser</p> <p>The Geo FLG-40 Green Beam automatic indoor Laser offers a bright clear Laser Cross, generated by a green Laser for improved visibility under difficult conditions. Ideal for working in bright surroundings. Working range to 20 m. Ideal for Horizontal & Vertical Wall application. Supplied with multi-functional magnetic mount, rechargeable battery, charger, target, laser glasses & hard case.</p>	
Theodolite-Layout		
Nikon Optical 10" Compensated Theodolite		
	<p>Nikon NT-2D 10" Optical Theodolite</p> <p>Designed for accurate construction, alignment and layout applications.</p>	
Electronic 5" Generic Theodolite		
	<p>Generic Construction Theodolite</p> <p>With optical plummet that allows accurate measurement. 5" Accuracy allows surveyors to do different positioning techniques, such as 90-degrees layout, checking angles, alignment and plumb, short-range grade work and leveling. Designed for general construction, alignment and layout applications.</p>	
Levelling , Optically		
Building / Engineering		
	<p>Leica NA720 Optical Auto Level</p> <p>Approximate targeting is made easy using the external sight. The image is presented upright and precise targeting is quick. Configure the level to suit your work and preferences. The horizontal circle can be read in either degrees or gons, the foot screws have adjustable resistance and the level may be mounted on flat or dome-head tripod.</p>	
	<p>FPM FG 005 Precision Engineering Optical Level</p> <p>A precision compensator level of highest accuracy. Built-in micrometer is read off directly at the telescope eyepiece. Powerful optical system: 35x magnification. Designed for measurements of highest precision, geodetic (engineering) and industrial measuring tasks. Made in Germany</p>	
Industrial		
	<p>Zeiss Ni2 optical Auto Level with Plane Parallel Micrometer</p> <p>The 32x magnification with legendary Zeiss optics in this optical level instrument is designed for engineers looking for exceptional quality in image viewing. The shockproof 4 hinge compensator in this Zeiss Automatic Level ensures optimum range and accuracy of +/- 0.5mm. Made for high precision levelling applications.</p>	

GSR Laser Tools Hire Listing

Laser & Optical Plummet	
	<p>GSR DZJ2 Optical & Laser Plummet Use the laser only or the optical system only or both. The downward laser is used for ensuring an exact plumb line from the floor to top target. Widely used in construction and industry installations, engineering inspection and distortion observations.. Measurement accuracy to 1/45000.</p>
	<p>Wild ZBL 16 Optical Plummet Short-range. 1:20'000 accuracy. 18 x magnification. Instant Nadir or Zenith prism</p>
	<p>Suki Optical Plummet Mid-range zenith plummet. 1:30'000 accuracy. Zeiss type tribrach</p>
	<p>Freiberg (FPM) FG-LL32 Automatic Nadir Laser Plummet The Automatic Laser Plummet FG-LL32+ is a 2-axis electronic self-levelling laser and can be used for nadir plumbing's for distances up to 200 meters. It provides an accuracy of +/- 5mm per 100m.</p>
Elevation Measuring - Non Line of Sight	
Electronic Hose/Water Level	
	<p>Nivcomp Electronic Hydrostatic Level - made in Germany Easy to set up and operate this handheld device means .problem free measuring for unevenness of surfaces and gradients, taking of reference levels, level checking as well as across obstacles where the line of sight is blocked. Measurements are displayed on a LCD Screen.</p>
Laser Range Finder	
	<p>Newcon LRM 1500SP Laser Rangefinder with instant distance and speed measurements. This advanced Laser Rangefinder allows observation of distant objects with superb image quality plus it measures the distance to the object up to 1500 meters. The outstanding optics allow a sharp and clear image under all conditions.</p>
Impact Soil Testing	
	<p>4.5kg Clegg Impact Tester Simple to use device for turf or sand testing. The impact of the hammer causes an electronic output to a digital display. The output is based on the peak deceleration of the hammer's impact with the surface in units of tens of "gravities". Four successive blows of the hammer's impact on the same spot constitutes one test, called a Clegg Impact Test. Used by road authorities, local government, consulting engineers, contractors, construction and mining etc.</p>
	<p>9 kg Clegg Impact Tester The impact of the hammer causes an electronic output to a digital display. The output is based on the peak deceleration of the hammer's impact with the surface in units of tens of "gravities". Four successive blows of the hammer's impact on the same spot constitutes one test, called a Clegg Impact Test. Used by road authorities, local government, consulting engineers, contractors, construction and mining etc.</p>

GSR Laser Tools Hire Listing

Locating and Detecting	
	<p>OKM eXp 5000 Pro 3 D Ground Scanner Underground metal detector. Suitable for professionals in the fields of Archeology, Industrial Ground Scanning & Locating, Geophysical & Gold Prospecting. Training provided at additional charge.</p>
	<p>Minelab GPX5000 Metal Detector for Serious Prospectors Runs smooth and quiet in even the most severe ground conditions, whilst still maintaining excellent depth and sensitivity to gold nuggets. Also great for the specialist relic and jewellery hunter who demands the best and wants to recover targets deeper than ever before. Easy for the beginner through to the professional.</p>
	<p>SitePro SmartTRAK Magnetic Locator The smart choice for locating ferrous metal objects underground like buried manholes, steel covers, septic system handles, corner survey markers, cast iron pipes, iron valves and much more. Balanced design for one-handed operation and large LCD screen for visual search results. 0-99 numeric indicator with signal strength bar graph and battery level indicator.</p>
Image Stabilized Binocular	
	<p>Newcon Optik SIB 16 x 40 WP Gyro Stabilized Binoculars SIB 16 x 40WP Gyro Stabilizing Binocular incorporates gyroscopic image stabilization technology. This is the best known technology, which allows for the maximum angle of stabilization. It enables the user to observe distant objects from moving platforms without degradation of the image resolution, which is typically caused by mechanical vibrations or normal hand tremors. From Canada</p>

Common products that you may wish to purchase with the hired equipment:

- | | | |
|------------------|--------------------|------------------|
| • Paint | • Pin Markers, | • Planwheels |
| • Wooden Stakes, | • Pin Flags, | • Optical Square |
| • Flagging, | • Measuring Tapes, | • Plumb Bobs |
| • Survey Nails | • String line, | • Range Poles |
| • Field Books, | • Staff Bubbles | • Gammon Reels |
| • Markers, | • Slopemeters | |

Terms and Conditions:

- Tripod, Staff, Wall Mount, Battery Charger are included where applicable.
- Hire from 3 days minimum.
- Weekly and long term rates available
- Training provided at additional charge.

All our hire equipment is checked and calibrated at our workshop, before dispatch to the customer to ensure trouble free operation on site.

We are able to offer technical advice on selection of the correct device to suit your application and also give help on the installation and operation of the equipment.

For more information, price or to organise a booking please call the office during working hours on 08 9409 4058 or send us an email.